
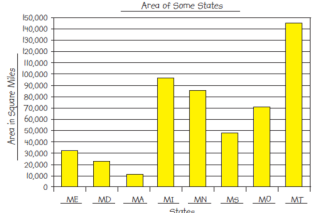


Most recent update: December 27, 2017

RightStart™ Mathematics

Corrections and Updates for Level D/Grade 3 Lessons and Worksheets, second edition

| LESSON/WORKSHEET | CHANGE DATE | CORRECTION OR UPDATE |
|-----------------------------|-------------|---|
| Lesson 11 | 05/12/2016 | <p>The second graphic on the first has an incorrect graphic. correct graphic.</p>  <p style="text-align: center;">6 by 3 array.</p> |
| Lesson 15 | 11/03/2015 | On the second page, under Patterns in Multiples, first paragraph, answer should say [Each multiple is 10 more than the one above it.] |
| Lesson 30 | 11/03/2015 | Answers for Worksheet 16: Using evens and odds, what kinds of numbers do you need to get an odd difference? even-odd, odd-even |
| Lesson 32 | 11/18/2016 | In the conclusion, $1 \times 1 = 2$ should be $1 \times 1 = 1$. |
| Lesson 37 | 11/03/2015 | Questions 10-13: Delete the check numbers in the answers. Question 29: 54 should also be circled. |
| Lesson 42 | 12/27/2017 | <p>In the warm-up, the line of 8s should read: 8 16 24 32 40 48 56 64 72 80</p> <p>Also, the top of the second page has been changed to read as follows: Ask: What does the M+ key do? [adds to memory] What do you think the M- key does? [subtracts from memory] Change the problem to: $6 \times 9 - 5 \times 8 = [14]$ and ask: How can you do it now? [Use the M- key instead of the M+ key to subtract the second expression.]</p> <p>Finally, the last equation on the worksheet is missing and should be $5 \times 20 + 2 \times 30 = 160$.</p> |
| Lesson 45 | 12/16/2015 | On the second page in the third set of graphics, the place value cards should show 6129 , not 6189, rounded to 6000. |
| Lesson 47 | 12/16/2015 | An answer for the first worksheet, 31-A, is incorrect. 5737 rounded to the nearest 10 is 5740 , not 5840. |
| Lesson 49 | 12/16/2015 | On the second page under the second graphic, the caption should read "Subtracting 700 ", not 777. |
| Lesson 53 | 12/16/2015 | On the second page, under Practice, the number 2588 shows a check number is [5] , not [2]. |
| Lesson 55 | 04/11/2016 | Answers for Worksheet 39 missed that 18 is a multiple of 2 . That cell should be checked with a y ". |
| Lesson 60 Worksheet 43 | 04/16/2018 | The worksheet has been reformatted to create more space for the calculations. See pdf . |

| | | | |
|------------|---------------|------------|---|
| Lesson 69 | | 04/11/2016 | On the second page, under Can You Find Fraction game, the list of fraction pieces to pick up has a duplicate 2 thirds listed. Eliminate the second 2 thirds. |
| Lesson 77 | | 04/11/2016 | On the assessment, problem #11 says "Multiply 6209 × 8." Answer should be 49,672 with a check number of (1) . $\begin{array}{r} 6209 \text{ (8)} \\ \times 8 \text{ (8)} \\ \hline 72 \\ 1600 \\ \hline 48000 \\ 49,672 \text{ (1)} \end{array}$ |
| Lesson 77 | | 05/18/2017 | On the assessment, numbers 54 to 57 should have answers of 80, 800, 8,000, and 80,000 , not 8, 80, 800, and 8,000. |
| Lesson 79 | | 05/12/2016 | Answers to questions 54 to 57 should be 50, 500, 5,000, and 50,000 , not 5, 50, 500, and 5,000. |
| Lesson 81 | | 04/11/2016 | The warm up has the check number of 9 as (9). It should be (0) . |
| Lesson 89 | | 12/27/2017 | Answer for Worksheet 69, #3 should read: 3. Name the months with four syllables. January and February In conclusion final answer should be [September, April, June, and November] |
| Lesson 95 | | 04/11/2016 | The bar graph solutions for Worksheet 75 are slightly off. attached PDF .  |
| Lesson 98 | Worksheet 78 | 07/26/2016 | Two of the clocks have been replaced. See attached PDF . |
| Lesson 99 | | 04/11/2016 | In the Problem 1 section, below the story problem, should read: Adding the times, 5, 10, and 15 minutes gives 30 minutes. So she needs to start at 4:00. |
| Lesson 101 | Worksheet 81 | 04/11/2016 | Question #5 should read, "Seven thousand three hundred twenty-nine square miles is water, how much is land?" See attached PDF . |
| Lesson 107 | Worksheet 87 | 11/18/2016 | The bottom label for the graphs should read Length of a Side in Centimeters , not Number of Sides. See attached PDF . |
| Lesson 115 | | 05/12/2016 | The perimeter for Triangle G is $4-1/2 + 4-1/2 + 3-8/10 = 12-8/10$. |
| Lesson 125 | | 04/11/2016 | Third figure on the worksheet, second question reads "The small square is what fraction of the medium square? 1/2 ". |
| Lesson 133 | | 05/12/2016 | Problem #11 says "Find 6049 – 5195." Answer should be 854 with a check number of (8) . $\begin{array}{r} 6049 \text{ (1)} \\ - 5195 \text{ (2)} \\ \hline 854 \text{ (8)} \end{array}$ |
| Lesson 133 | Worksheet 110 | 12/27/2017 | Worksheet question #22-45, last row, third problem has been changed from $36 \div 6$ (which is a repeat) to $36 \div 9$. Answer is 4 . |

Name: _____

Date: _____

Warm-Up

Solve these equations.

$___ \div 7 = 7$

$24 \div ___ = 4$

$42 \div 6 = ___$

$8 \times ___ = 32$

$50 \div 5 = ___$

$7 \times ___ = 35$

$(9 \times ___) + (9 \times 3) = 36$

Subtract the same number 10 times. Use check numbers to check your work.

$3790 \quad (1)$

$5620 \quad (4)$

$4580 \quad (8)$

$\underline{- 379} \quad (1)$

$\underline{- 562} \quad (4)$

$\underline{- 458} \quad (8)$

 $()$ $()$ $()$

$\underline{- 379} \quad (1)$

$\underline{- 562} \quad ()$

$\underline{- 458} \quad ()$

 $()$ $()$ $()$

$\underline{- 379} \quad (1)$

$\underline{- 562} \quad ()$

$\underline{- 458} \quad ()$

 $()$ $()$ $()$

$\underline{- 379} \quad (1)$

$\underline{- 562} \quad ()$

$\underline{- 458} \quad ()$

 $()$ $()$ $()$

$\underline{- 379} \quad (1)$

$\underline{- 562} \quad ()$

$\underline{- 458} \quad ()$

 $()$ $()$ $()$

$\underline{- 379} \quad (1)$

$\underline{- 562} \quad ()$

$\underline{- 458} \quad ()$

 $()$ $()$ $()$

$\underline{- 379} \quad (1)$

$\underline{- 562} \quad ()$

$\underline{- 458} \quad ()$

 $()$ $()$ $()$

$\underline{- 379} \quad (1)$

$\underline{- 562} \quad ()$

$\underline{- 458} \quad ()$

 $()$ $()$ $()$

$\underline{- 379} \quad (1)$

$\underline{- 562} \quad ()$

$\underline{- 458} \quad ()$

 $()$ $()$ $()$

$\underline{- 379} \quad (1)$


$\underline{- 562} \quad ()$

$\underline{- 458} \quad ()$

 $()$ $()$ $()$

ACTIVITIES FOR TEACHING:

EXPLANATIONS:

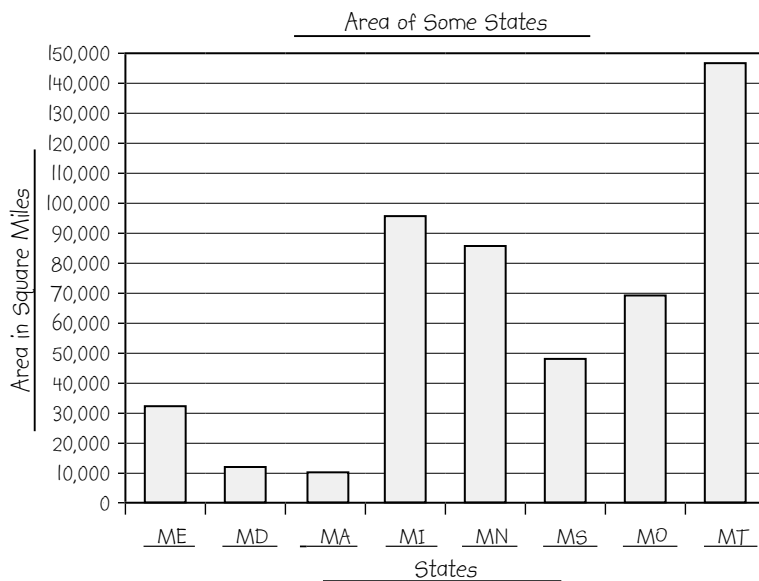


Give him the meter stick and ask: Would a square meter be large enough to measure the area of a state? [no]

Square miles. Tell him that in the United States, we usually measure these areas in square miles. Help him relate the length of a mile with a familiar distance. Ask: Can you imagine how large a square mile is? [a square whose sides are a mile long]

Worksheet 75. Tell the child the worksheet has a table giving the areas of eight states. He is to make a bar graph to show these areas. Discuss the categories, scales, and titles.

Tell him to complete the worksheet. Solutions are below.



For a child familiar with acres, tell him that 640 acres fit in a square mile.

Worksheet 74 will be needed for reference.

Titles and scales may vary.

1. Which state has the largest area? **Montana** Does it have the largest population? **no**
2. Which state is 3 times larger than Massachusetts? **Maine**
3. Which state is about half the size of Michigan? **Mississippi**
4. The population graphs keep changing. Do the area graphs also change? **no**
5. Would Missouri and Mississippi fit in Montana at the same time? **yes**
6. How many of the smaller states could fit inside Montana at the same time? **4**

In conclusion. Ask: What is area? [amount of space a flat figure takes up] Would you measure how deep a small lake is in miles or square miles? [miles] Would you measure how large a small lake is in miles or square miles? [square miles]

If there is additional time following this lesson, play the Constructing a Bar Graph game, found in *Math Card Games* book, A53.


Name: _____

Date: _____


Start at the arrow. Read the instructions below the clock and draw a line from that clock to the next clock. Continue connecting the clocks. Some clocks are extras.




Find 1 hr 39 min later.



Find 10 min later.




Find 1 hr 30 min later.




Find $1\frac{1}{2}$ hr later.




Find 39 min later.




Find 30 min later.




Find 1 hr later.



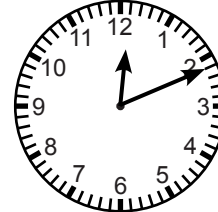
Find 5 min earlier.




Find 2 hr earlier.




Find 1 hr 7 min earlier.




Find 19 min later.




Find 4 hr 15 min later.




Find 3 min earlier.



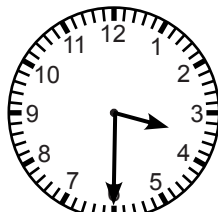
Find $2\frac{1}{2}$ hr later.




Find half hour later.



Find 15 min later.



Find 3 quarters hr later.



Find quarter hr later.

Name: _____


Date: _____

Warm-Up


Multiply 4792×8 .



Find $4792 - 2974$.



Find $4792 + 2974$.




Read the information below and answer the questions.

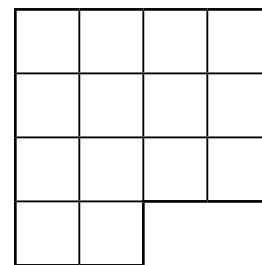
Minnesota is the twelfth largest state among the 50 states in the United States. The state is 408 miles long and 348 miles wide. It covers 86,943 square miles. Of this total, seven thousand three hundred twenty-nine square miles is covered by water. The highest point in Minnesota is Eagle Mountain at 2301 feet. The mountain is 15 miles from the shore of Lake Superior, which is the lowest point at 602 feet above sea level.

1. How many states are larger than Minnesota? _____
2. How many states are smaller than Minnesota? _____
3. Write the state's area in words. _____
4. Round the state's area to the nearest thousand. _____
5. Seven thousand three hundred twenty-nine square miles is water, how much is land? _____
6. How much longer is the state than it is wide? _____
7. What is the difference between the highest and lowest points? _____

Minnesota is divided into 87 counties; counties are divided into townships. Townships are square-shaped pieces of land with each side 6 miles long. The maps on the right show two counties in southern Minnesota and their townships.



Cottonwood County



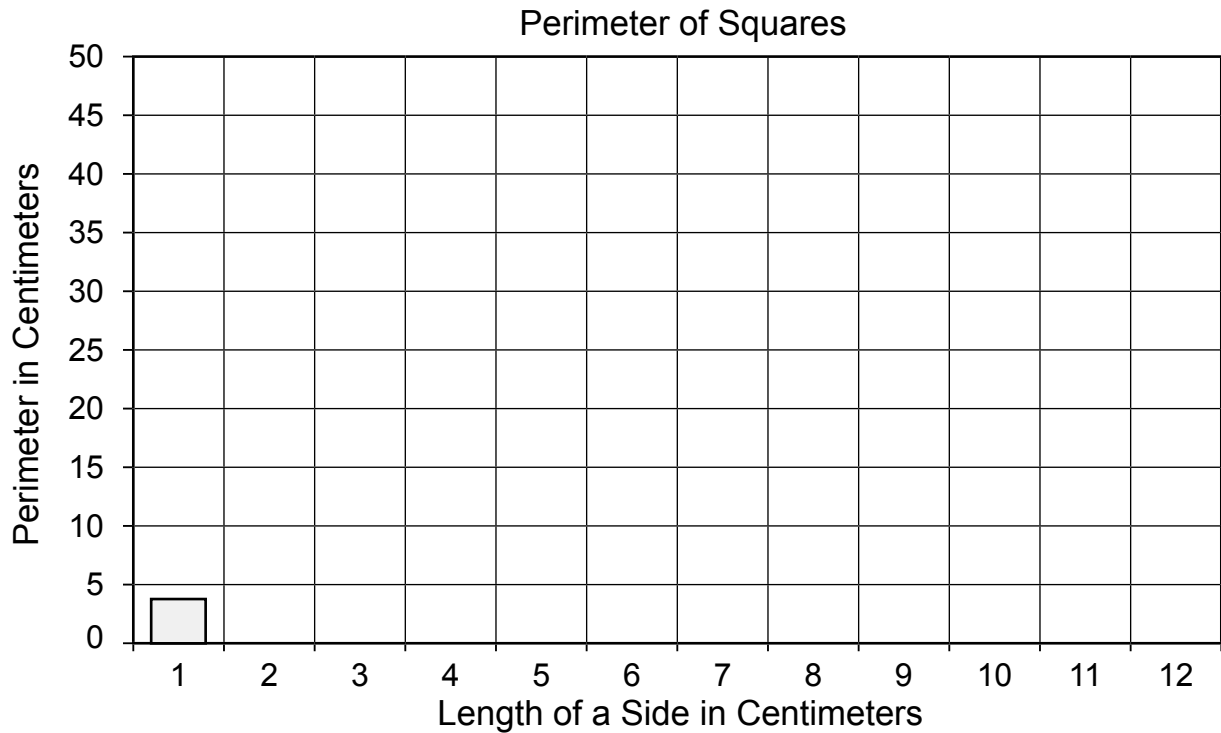
McLeod County

8. How many townships are in Cottonwood County? _____ in McLeod County? _____
9. Find the perimeter of each county. _____
10. Find the area of each county. _____

Name: _____

Date: _____

Make a bar graph showing perimeter of the squares from Worksheet 86.



Make a bar graph showing area of the squares from Worksheet 86.

