

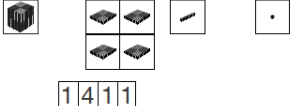
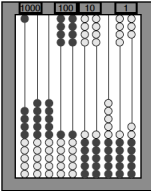
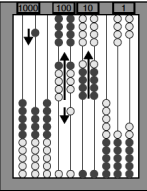
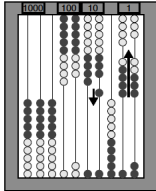


Most recent update: September 27, 2017

RightStart™ Mathematics

Corrections and Updates for Level C/Grade 2 Lessons and Worksheets, second edition

LESSON/WORKSHEET	CHANGE DATE	CORRECTION OR UPDATE
Lesson 8	10/01/2014	Toward the bottom of the page it should say: Next tell the child to write the five equations starting with 2 + an odd number. [2 + 1 = 3, 2 + 3 = 5, 2 + 5 = 7, 2 + 7 = 9, 2 + 9 = 11]
Lesson 88 Worksheet 56	12/10/2015	<p>Problem 1 has been changed to read: The city of Logan, Utah is 4534 feet above sea level. The city of Billings, Montana is at 3123 ft. How much higher is Logan than Billings? [4534 – 3123 = 1411 feet] New graphic for the lesson book is shown below. See attached worksheet PDF.</p> <div style="display: flex; justify-content: space-around; align-items: center;"> <div style="text-align: center;"> <p>4534</p>  <p>4534 composed with base-10 cards.</p> </div> <div style="text-align: center;"> <p>3123</p>  </div> <div style="text-align: center;"> <p>1411</p>  <p>The remainder after subtraction.</p> </div> </div>
Lesson 89	05/08/2017	<p>On the second page, the last set of graphics should look like this. The second and third abacus were incorrect.</p> <div style="display: flex; justify-content: space-around; align-items: center;"> <div style="text-align: center;">  <p>Subtracting 888.</p> </div> <div style="text-align: center;">  <p>Trading twice.</p> </div> <div style="text-align: center;">  <p>Another trade.</p> </div> </div>
Lesson 108 Warm Up Practice 2	06/16/2015	Problem 12 should be a subtraction problem. See attached PDF .
Lesson 110	05/04/2015	In the Warm-Ups, third paragraph, last sentence should read: About how long is 3 feet in centimeters, 10 centimeters or 100 centimeters? [100 cm]
Lesson 116 Worksheet 80	06/16/2015	Problem 7 graphic is incorrect. See attached PDF .
Lesson 131	05/26/2015	On page 263, halfway down under Faces, Edges, and Vertices, it should say "triangular pyramid " not "triangular prism."

Lesson 131	09/27/2017	On the second page, under Fraction Chart, the question "If you have one half what do you need to make 1?" should have the answer as one half, 2 fourths, 3 sixths, 4 eighths, or 5 tenths.
Lesson 135 Worksheet 91	12/10/2015	Line B measures 14 cm and 5-1/2 in. See attached PDF for new worksheet. Line plot answer is 19 items, not 18 items.
Lesson 136	06/16/2015	Line A measures 5 cm.
Lesson 137	06/16/2015	Under the Addition heading, it says $543 - 10 = [523]$. Answer is [533].
Lesson 138 End Of Year Assessment #3	08/25/2014	Questions 5–7 were worded wrong. See attached PDF.
Lesson 140	06/16/2015	Under Problems 1-10, it says $5 - 4 = [9]$. Answer is [1].

Name: _____

Date: _____

Write the equations and find the answers with the base-10 cards.

1. The city of Logan, Utah is 4534 feet above sea level. The city of Billings, Montana is at 3123 ft. How much higher is Logan than Billings?

2. The Appalachian Mountains have a peak of 6684 feet. Sugarloaf Mountain in Maryland is 1283 feet high. How much taller is the Appalachian peak?

3. The distance between New York and Hawaii is 4858 miles. The distance between New York and England is 3296 miles. How much closer is New York to England than to Hawaii?

Subtract the following with base-10 cards and write the differences.

4.

	4	5	3	4
–	2	4	1	8
<hr/>				

5.

	5	0	7	2
–	2	5	4	5
<hr/>				

6.

	6	4	9	1
–	5	7	8	5
<hr/>				

7.

	7	0	8	0
–	3	8	2	9
<hr/>				

8.

	8	2	1	5
–	5	4	3	7
<hr/>				

9.

	9	2	4	7
–	5	6	8	5
<hr/>				

Name: _____

Date: _____

Solve. Use your abacus only if you need it.

1.

	8	7	3	8
+	1	6	3	5
<hr/>				

2.

	6	8	6	1
-	2	8	3	9
<hr/>				

3.

	7	7	4	3
-	5	8	1	7
<hr/>				

4.

	6	0	5	7
+	4	5	3	7
<hr/>				

5.

	7	2	5	1
-	2	4	3	2
<hr/>				

6.

	9	6	2	3
+	4	1	6	5
<hr/>				

7.

	4	4	4	8
+	1	3	6	6
<hr/>				

8.

	4	6	2	2
-	3	3	6	5
<hr/>				

9.

	1	6	2	3
+	1	4	5	3
<hr/>				

10.

	3	8	1	4
-	3	2	7	7
<hr/>				

11.

	7	2	1	4
-	3	5	4	8
<hr/>				


12.

	7	0	5	0
-	1	3	7	6
<hr/>				

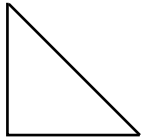
Name: _____ Date: _____

First make each rectangle with your tangram pieces. Then complete the rectangles with your drawing tools.

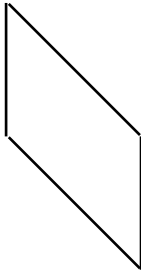
1. Draw a rectangle by adding two small triangles.



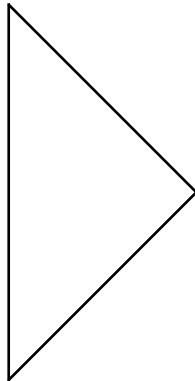
2. Draw a rectangle by adding a small and a medium triangle.



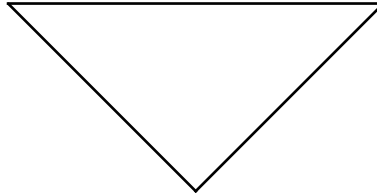
3. Draw a rectangle by adding two small triangles and a medium triangle.



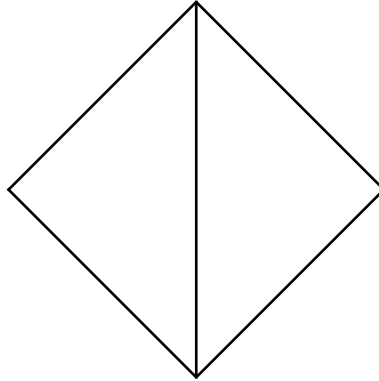
4. Draw a rectangle by adding the three smaller triangles.



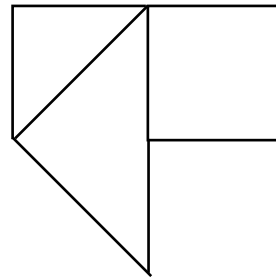
5. Draw a rectangle by adding four triangles.



6. Draw a rectangle by adding three triangles. (The rectangle sides will not be parallel to the paper.)



7. Draw a rectangle by adding a large triangle, a small triangle, and a parallelogram.



Name: _____


Date: _____

Estimate what Lines A and B on the sides of your worksheet measure and write your guess in the chart. Then use your ruler to measure the lines and find the difference.

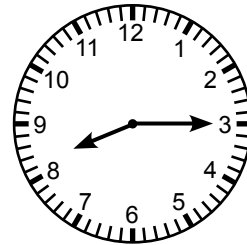
	Your Guess	Measured	Difference
Line A in centimeters			
Line A in inches			
Line B in centimeters			
Line B in inches			

Draw lines to match the digital clocks to the analog clocks.

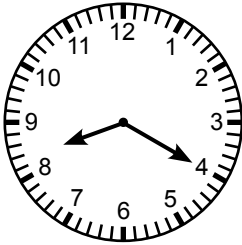
Line A




8:00



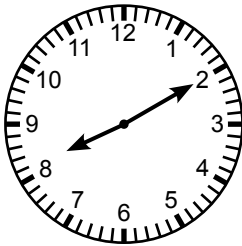
8:05



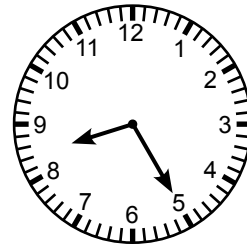
8:10



8:15



8:20

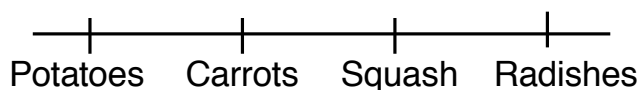


8:25

Line B

Read the following and then fill in the line plot below.

Kat has 3 radishes, 3 potatoes, 2 carrots, and 1 squash for sale.
 Kim has 1 potato, 2 carrots, 2 radishes, and 5 squash for sale. What is the total amount of produce that is for sale?



Name: _____

Date: _____

1–4. Write only the answers. _____

5–7. Answer the following.

How many digits are needed after the six to write six hundred? _____

How many digits are needed after the six to write sixty? _____

How many digits are needed after the six to write six? _____

8–11. Fill in the blanks with the correct numbers.


Write the numbers counting by 5s, starting at 5.

Write the numbers counting by 5s, starting at 85.

Write the numbers counting by 10s, starting at 280.

Write the numbers counting by 100s, starting at 100.

12–13. Write the expanded form of the base-10 picture cards. Then write the number in standard form.



000 + 00 + 0 +



000 + 00 + 0 +