

RIGHTSTART™

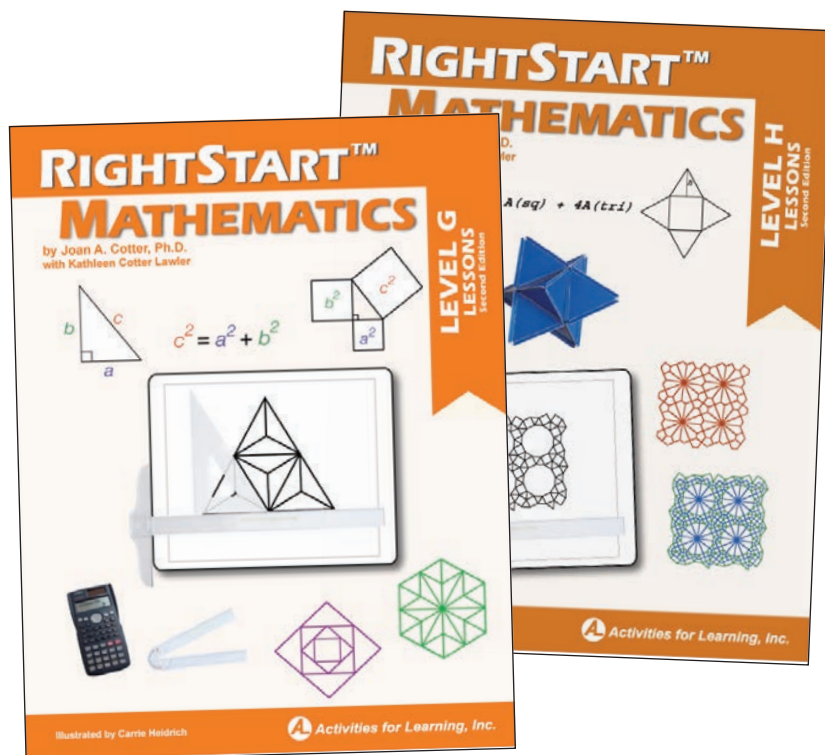

developed by Joan A. Cotter, Ph.D.

by Activities for Learning, Inc.

MATHEMATICS

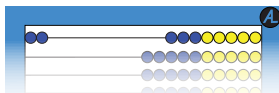


Home School
Tutoring
Classroom



RightStartMath.com

888-775-6284 or 701-782-2000



This **award-winning** and innovative **hands-on program** de-emphasizes counting, uses **visualization** of quantities, and provides strategies (visual pictures) for learning the facts. Understanding and problem solving are emphasized throughout the curriculum.

The primary learning tool is the **AL Abacus**. We know that children learn best when they can handle objects and think about the inherent patterns. This abacus is a specially designed two-sided abacus that is both **kinesthetic** and **visual**.

The AL Abacus has 100 beads grouped in fives by color and grouped in tens by rows. When two quantities are added, the sum is apparent: no further counting is necessary. Children develop visual strategies as they use this manipulative. Side 2 of the AL Abacus teaches **place value** to the thousands.

Children enjoy using the abacus, but it doesn't become a crutch. Five-year-old Stan was asked, "How much is $11 + 6$?" When he said 17, he was asked how he knew the answer. With a grin, he replied, "**I've got the abacus in my mind.**"

Practice is provided with **math card games**, minimizing review worksheets and eliminating stressful flash cards. These games provide interesting and varied repetition for an automatic response to the facts. More importantly, these games provide an application for new information and create hours of fun learning math facts and concepts.

The **middle school curriculum**, *RightStart Math Levels G and H, Second Edition*, is an innovative approach for teaching middle school mathematics. Since the vast majority of middle school students are visual learners, approaching mathematics through geometry gives the student an excellent way to understand, remember concepts, and create deeper learning.

This **research based math program** is developed by Dr. Joan A. Cotter, electrical engineer, certified Montessori teacher, middle-school math teacher, and mathematics education doctorate.

Teach children, starting at a young age, or anywhere along their mathematics education journey, so they will have a **life long love of math**. Use the key power of visualization to help children understand mathematics.

The **elementary and middle school** program lessons guide the teacher day-by-day and year-by-year, helping children understand, apply, and enjoy mathematics while surpassing the recommended standards.

The RightStart™ Mathematics **homeschool** program is set up with levels, rather than grades, so that your child can begin at the proper level and advance at their own pace.

The **classroom** program uses traditional grades.



Mary Pride's
Practical Homeschool
Reader Awards


Homeschool Parent's
Seal of Approval




The Old Schoolhouse
Excellence in
Education Award

Learning-Success™
Institute Outstanding
Learning Success
Resource Award





RightStart™ Mathematics uses the AL Abacus to provide a visual, auditory, and kinesthetic experience. The AL Abacus is grouped in fives and tens for quick recognition of quantities. Children develop visual strategies as they use this manipulative. Side 2 of the AL Abacus teaches place value to the thousands.



AL Abacus Standard This 7.5" × 9.5" (19 cm × 24.5 cm) plastic AL Abacus has one hundred beads grouped in 5s and 10s to encourage quantity recognition and visual perception. On one side, children can perform basic operations through division and learn strategies for mastering the facts. On the reverse, trading is emphasized. 🇺🇸

AL Abacus Junior This 5.8" × 5.2" (14.7 cm × 13.2 cm) plastic abacus is grouped in 5s and 10s to encourage quantity recognition and visualization. 🇺🇸

AL Abacus for the Vision Impaired This AL Abacus has a plastic frame and plastic beads. Beads are smooth and faceted for the visually impaired. Colors may vary. No picture shown. 🇺🇸

AL Abacus Large This large wooden AL Abacus, with one-inch beads, measures 23" × 24" (58 cm × 60 cm). Great for classrooms or children with special needs. Picture shown on page 19. 🇺🇸

AL Abacus App Looking for an AL Abacus that you can take on the go? We have an Apple and Android app for that. Visit your app store and search for "AL Abacus" for more information.



Math Card Games Kit Children have fun while learning or reinforcing math skills.

Kit includes everything needed to play math games: *Math Card Games, 5th edition* book by Joan A. Cotter, Ph.D., six special decks of cards, two laminated fraction charts, and an AL Abacus Standard.

Includes chapters on Number Sense, Addition, Subtraction, Clocks, Money, Multiplication, Division, and Fractions.

Supplements any math curriculum.

Spanish, Canadian, Euro, UK, Australian, and New Zealand versions also available.

LEVEL A SECOND EDITION

These beginning lessons will build a firm foundation with number sense through quantity recognition and visualization strategies using the AL Abacus. RS2 Level A helps the child understand quantities based around 5s and 10s. This level includes addition and subtraction to 10, place value to the hundreds, and some basic geometry and measurement. Money and clocks are introduced. Card games are included in the lessons. Problem solving is emphasized.



RightStart™ Mathematics Level A Second Edition Book Bundle includes these items:

- RightStart™ Mathematics Level A Lessons, 2nd Ed.
- RightStart™ Mathematics Level A Worksheets, 2nd Ed.
- RightStart™ Mathematics Level A Appendix
- Yellow is the Sun book

LEVEL B SECOND EDITION


The RS2 Level B Lessons continue to build a strong foundation with number sense through quantity recognition and mental strategies by grouping in 5s and 10s using the AL Abacus. RS2 Level B includes addition and subtraction facts to 18, place value to the thousands, geometry, measurement, time, money, and basic fractions. Four-digit addition and 2-digit mental addition is also incorporated. Problem solving and place value are emphasized throughout. Card games are included in the lessons. Review lessons are included for children new to the RightStart™ program.



RightStart™ Mathematics Level B Second Edition Book Bundle includes these items:


- RightStart™ Mathematics Level B Lessons, 2nd Ed.
- RightStart™ Mathematics Level B Worksheets, 2nd Ed.
- RightStart™ Mathematics Level B Appendix
- Yellow is the Sun book

RightStart Mathematics pre-packages books and manipulatives in kits for your convenience. All items are also available individually.



LEVEL C SECOND EDITION

The RS2 Level C Lessons continues to build on known addition and subtraction facts, works with 4-digit addition and subtraction and 2-digit mental calculations and introduces multiplication and fractions. Other topics include area and perimeter, measurement, money, time, and basic fractions. They also work with drawing tools to explore geometric designs. Problem solving is emphasized. Card games are included in the lessons. Review lessons are included for children new to the RightStart™ program.




RightStart™ Mathematics Level C Second Edition

Book Bundle includes these items:

- RightStart™ Mathematics Level C Lessons, 2nd Ed.
- RightStart™ Mathematics Level C Worksheets, 2nd Ed.

LEVEL D SECOND EDITION

The RS2 Level D Lessons continue to build on the meaning and properties of multiplication and division, along with the basic facts. Other topics include multiplying a 4-digit number by a 1-digit number, rounding, numbers to millions, area and measurement in both the US customary and metric systems, fractions, and graphing. The children continue work with geometry and angles using drawing tools. Problem solving with all four operations is emphasized. Daily card games are included in the lessons. Review lessons are included for children beginning with the RightStart™ program.



RightStart™ Mathematics Level D Second Edition

Book Bundle includes these items:

- RightStart™ Mathematics Level D Lessons, 2nd Ed.
- RightStart™ Mathematics Level D Worksheets, 2nd Ed.
- RightStart™ Mathematics Level D Appendix

RightStart Mathematics pre-packages books and manipulatives in kits for your convenience.
All items are also available individually.

LEVEL E SECOND EDITION

The RS2 Level E Lessons include multiplication of a multi-digit number by a 2-digit number, short division by a single digit, mixed and improper fraction addition and subtraction, factoring into primes, and introduces decimals and percentages. Multiple approaches to problem solving are also incorporated along with classifications of triangles and polygons, measurement in US customary and metric systems, area, angles, line plots, and solving simple algebraic equations. Daily card games are included in the lessons. Review lesson are included for children new to the RightStart™ program.




RightStart™ Mathematics Level E Second Edition Book Bundle includes these items:

- RightStart™ Mathematics Level E Lessons, 2nd Ed.
- RightStart™ Mathematics Level E Worksheets, 2nd Ed.
- RightStart™ Mathematics Level E Appendix

LEVEL F SECOND EDITION

The RS2 Level F Lessons continues with multiplication and division of fractions and decimals. Percentages, exponents, factoring are included, along with multiplication and division facts. Long division, coordinate systems, graphing, negative numbers, and exponents are taught along with probability. Geometry and measurement, as well as multi-step problem solving and an introduction to dimensional analysis are included. Daily card games are included in the lessons. Review lessons are included for children new to the RightStart™ Mathematics program.

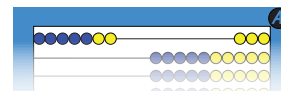


RightStart™ Mathematics Level F Second Edition Book Bundle includes these items:

- RightStart™ Mathematics Level F Lessons, 2nd Ed.
- RightStart™ Mathematics Level F Worksheets, 2nd Ed.
- RightStart™ Mathematics Level F Appendix

RightStart Mathematics pre-packages books and manipulatives in kits for your convenience.
All items are also available individually.

 Canadian worksheets available.



LEVEL G SECOND EDITION

Learn middle school mathematics hands-on and visually using a geometric approach. With a drawing board, T-square, triangles, compass, and goniometer, the student explores fractions, area, ratios, angles, Pythagorean theorem, and square roots. Circles, pi, arcs, along with reflections, rotations, and symmetry are taught all the while practicing arithmetic, fractions, and decimals. Some algebraic concepts are introduced. The history of mathematics is woven throughout the lessons. Daily card games are included in the lessons. Students work independently. No prior work with RightStart Math is necessary to complete this level.



RightStart™ Mathematics Level G Second Edition Book Bundle includes these items:

- RightStart™ Mathematics Level G Lessons, 2nd Ed.
- RightStart™ Mathematics Level G Worksheets, 2nd Ed.
- RightStart™ Mathematics Level G Solutions, 2nd Ed.

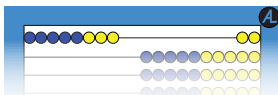
LEVEL H SECOND EDITION

Continue to learn middle school mathematics hands-on and visually using a geometric approach. Using a drawing board, T-square, triangles, compass, and goniometer, the student continues to work with fractions and decimals while investigating volume, tessellations, fractals, ratios, angles, and other geometry concepts. Trigonometry is introduced along with platonic solids, 3-dimensional figures, surface area, patterning, and plane symmetry. Connections between various aspects and branches of mathematics are explored. Some algebraic concepts are introduced. The history of mathematics is woven throughout the lessons. Daily card games are included in the lessons. Students work independently. This level is a continuation of topics from RS2 Level G.



RightStart™ Mathematics Level H Second Edition Book Bundle includes these items:

- RightStart™ Mathematics Level H Lessons, 2nd Ed.
- RightStart™ Mathematics Level H Worksheets, 2nd Ed.
- RightStart™ Mathematics Level H Solutions, 2nd Ed.



RS2 MATH SET

All the manipulatives for the Second Edition, Levels A to F, are in this kit. Get the RS2 Math Set with your Second Edition Book Bundle, then all you need for the following years are the next Book Bundle. You are ready to learn math the RightStart™ way!

RightStart™ Mathematics Second Edition Math Set

- Includes all the manipulatives you will need to complete levels A to F.



RightStart™ Mathematics Second Edition Super Saver Math Set

- This reduced kit includes the hard to find special items for the second edition curriculum. The items missing from the Math Set will need to be obtained from the downloadable files from our website and by using substituted items, such as a meter stick, geared clock, geoboards, etc.

RS2 Bridges Kits

- Started with the first edition and want to move to the second edition? The Bridge Kits will fill in the gaps with the manipulatives that are missing from your first edition Kits. Pictures on the next page.

RS2 GEOMETRY SET

All the manipulatives for RS2 Levels G and H second edition are in these kits. Get the RS2 Geometry Set with your Level G or H Book Bundle and you are all set to start learning the RightStart way!

RightStart™ Mathematics Second Edition Geometry Set

- If new to RightStart Math, this set will be used for Levels G and H.

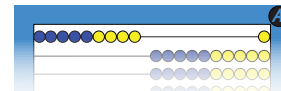


RightStart™ Mathematics Second Edition Geometry Set Short

- This kit includes the mmArc, scientific calculator, and removable tape needed to get started with RS2 Level G when coming from RS2 Level F.



RightStart Mathematics pre-packages books and manipulatives in kits for your convenience. All items are also available individually.



RS1 Starter Kits

The RightStart™ Mathematics First Edition was written in the late 1990s. The Second Edition was released starting in 2013, and includes new research, ideas, approaches, and games. Level A and B Starter Kits include lessons, worksheets, and needed materials.

RS1 Add-On Kits

Add-On Kits are designed for those already using the RightStart™ Mathematics first edition program. The kits have all the books and manipulatives needed to move from one level to the next.

Am I able to purchase the books individually?

Yes! Just like RS2, we package our products in kits but we also sell them individually, so you can choose what works best for your needs.

- RS1 Level A Lessons (first edition)
- RS1 Level A Worksheets (first edition)
- RS1 Level B Lessons (first edition)
- RS1 Level B Worksheets (first edition)
- RS1 Level C Lessons (first edition)
- RS1 Level C Worksheets (first edition)
- RS1 Level D Lessons (first edition)
- RS1 Level D Worksheets (first edition)
- RS1 Level E Lessons (first edition)
- RS1 Level E Worksheets (first edition)
- RS1 Transition Lessons* (used only with RS1)
- RS1 Transition Worksheets* (used only with RS1)

* Transition Lessons and Worksheets are required for children starting in Levels C, D, or E first edition. These Transition Lessons are to be used before the regular lessons. If a child has done a previous RightStart™ Mathematics level, these are not necessary.

What do we do after RS1 Level E?

We recommend that your child move into RS2 Level F, followed by RS2 Levels G and H.

How do we switch to RS2?

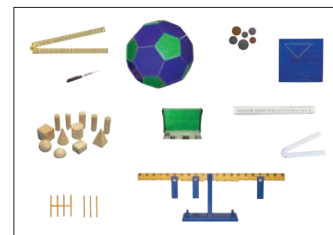
We have bridge kits available that will help you migrate from RS1 to RS2.



RS1 A to RS2 Math Bridge Set



RS1 B to RS2 Math Bridge Set



RS1 C to RS2 Math Bridge Set

If moving to RS2 Levels E or F, please call for a customized bridge kit. Call 888-775-6284 for help calculating your specific needs.

RightStart Mathematics pre-packages books and manipulatives in Starter Kits and Add-On Kits for your convenience. All items are also available individually.

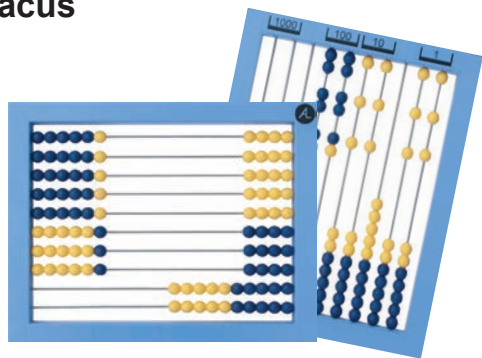
 Canadian kits available.



 **WARNING: CHOKING HAZARD**
Small parts. Not for children under 3 years of age.

INDIVIDUAL ITEMS



RightStart Mathematics pre-packages books and manipulatives in kits for your convenience. All items are also available individually.


AL Abacus



RightStart Mathematics uses the AL Abacus to provide a visual, auditory, and kinesthetic experience. The AL Abacus is grouped in fives and tens for quick recognition of quantities. Children develop visual strategies as they use this manipulative. The second side of the AL Abacus teaches place value to the thousands.  

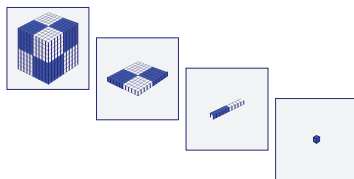
Place Value Cards

These plastic place-value cards help the child understand the number system. To construct 3672, start with 3000; place the 600 on top, followed by 70 and 2. Then align the right sides. Makes reversals impossible.  





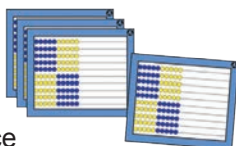
Base-10 Picture Cards

Set of 90 drawings (1.5" square) of the base ten blocks grouped in 5s. The child can perform arithmetic operations to the thousands with trading using these cards.  



Abacus Tiles

Ten representations of 100 on the AL Abacus printed on heavy paper to allow the student to explore and enforce the concept of hundreds and thousands.  





RightStart E-Workbooks

RightStart Mathematics offers an electronic version of our worksheets. This version is available regardless of which level, kit, or edition of RightStart Mathematics you choose to use. Perfect for the growing family.




Cards for Math Games

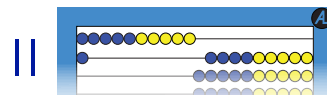


The six special decks of cards needed to play the math card games. Card decks can also be purchased individually. Canadian version also available.  

Colored Tiles

One-inch square tiles in four colors. Use for patterning, quantity recognition, area, probability, and other concepts throughout the program. 





Yellow is the Sun Book



Introduce the basic numbers from one through ten with rhyme and song. Fingers, tally sticks, and the AL Abacus are incorporated in the story pages to address all learning styles. Sheet music included in the back of the book. Book size is 7" x 8.5" (17.5 cm x 21.5 cm). Tally sticks and AL Abacus not included.



RightStart™ Math Geometry Panels

RightStart™ Geometry Panels include 32 blue triangles, 30 yellow squares, 12 green pentagons, and 20 purple hexagons, as well as rubber bands to hold them together. Edges are 10 cm. Instruction booklet included.



Drawing Set

Combines geometry with fractions, measurement, and art. Includes instruction booklet, 11" x 13" white dry erase drawing board, T-square, 2 triangles, and Safe-T Compass®.




RightStart™ Geometry Tools

Included in this set are a drawing board, T-square, 2 triangles, goniometer, mmArc Compass, 4-in-1 Ruler, set of tangrams, centimeter cubes, pencil, and removable tape. Packaged in a plastic zippered mesh bag for easy storage.



Drawing Board and Dry Erase Pen

Drawing Board is used with the geometry tools. Also makes a dry erase slate when used with dry erase pens. Pen sold separately.



Removable Tape

Used with the drawing boards to hold the student's paper securely in place, yet is easy to remove or reposition.




Centimeter Cubes

Use for measuring length and area in centimeters. Each cube weighs 1 gram. 100 count.



Geometry Reflector

Used to explore reflections, congruence, and symmetry. It measures 3-3/4" x 5-3/4" and is made of durable transparent plastic. Colors may vary.



Tangrams



A 7-piece set composed of 5 triangles, a square, and a parallelogram. Used for area and pattern replication on the drawing board. Two in a set and colors vary.

Folding Meter Stick

This meter stick is calibrated in centimeters as well as inches. Hinged in four sections for convenient storage.



4-in-1 Ruler

One side of this 12" ruler is calibrated in sixteenths and tenths of an inch; the other side, in centimeters and millimeters.



Goniometer (Angle Measurer)



For measuring and constructing angles from 0° to 180°.

Safe-T Compass®

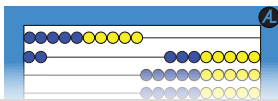
This compass is used to make circles from 1/4" to 10" and has no sharp points.



mmArc Compass

Used to draw circles from 10 mm to 120 mm and has no sharp points.





T-Square

Used as a drawing tool with no measurement marks to distract.



30-60 Triangle and 45 Triangle



Used as a drawing tool. Sold separately.


Geometric Solids



Twelve hardwood solids: two cylinders, sphere, hemisphere, cone, pyramid, 7 prisms (including cube, rectangular prism, triangular prism, square prism, hexagonal prism, and octagonal prism). They range in height from 2" to 3" (5 to 7.5 cm).


Geoboards

Use rubber bands to make shapes on this 7×7 grid with knobbed pegs. Two in a set. Rubber bands are included. Comes with exclusive instructions.



Math Balance

This balance demonstrates the equality of equations and other math concepts. Set includes an 8" by 26" balance and 20 identical weights. Comes with exclusive instructions.



Plastic US Coins

A packet of 30 pennies, 20 nickels, 20 dimes, 20 quarters, 4 half-dollars, and 2 Sacagawea dollars.



Plastic Canadian Coins



A set of 30 pennies, 20 nickels, 20 dimes, 20 quarters, 2 Loonies (\$1), and 2 Toonies (\$2).

Casio Calculator SL-450S



The Casio SL-450S calculator is very easy to use. Lessons will demonstrate skip counting and how to use the memory functions.

Casio Calculator FX-300MS

This scientific calculator is used with the RS2 Level G and Level H. Lessons will demonstrate how to use the calculator and utilized with the worksheets.



Tally Sticks

Used for constructing and identifying quantities along with simple adding.



Colored Tiles

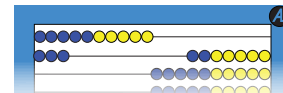
One-inch square tiles in four colors. Use for patterning, quantity recognition, area, probability, and other concepts throughout the program.





Math Balance Jr


This smaller version of our math balance. Set includes an 6" by 15" balance and 20 identical weights. Comes with exclusive instructions.








Fraction Charts

A set of two plastic charts (10" x 10") for teaching fractions. One chart is kept intact while the second is pre-cut to explore the individual fraction pieces and their relationships. Comes with instructions.  



Fraction Magnet

The Fraction Magnet (11.5" by 11.5") is a great way to learn fractions. Perfect to use on any metal surface. Pieces can be moved to see the relationship between fractions.  






Gear Clock





Move the minute hand and the hour hand will follow.


Trifold – Elementary

RightStart Math's Trifold is great for any setting. The Trifold reference guide includes the Basic Number Chart, Fraction Chart, and the Multiplication Chart, along with great reference items for your student on basic formulas, terms, and strategies. Size is 24.5 x 11.5 inches each and comes folded into a trifold for easy storage or placing on the student's study area or desk.  





Trifold – Middle School

RightStart Math's Middle School Trifold is beneficial for the middle school student. Included are some primary formulas, drawing tool basics, angle and circle basics, Platonic and Archimedean Solid shapes, basic trig functions, and terms. Size is 24.5 x 11.5 inches each and comes folded into a trifold for easy storage or placing on the student's study area or desk.  





RightStart Fraction Puzzle



The wooden Fraction Puzzle (11.7" by 11.7") is a great way to learn fractions. The set includes one wooden Fraction Puzzle, one Fraction Chart sheet, used as a control chart, and instructions.  



Place Value Card Holder

The RightStart™ Math Place Value Card Holder is an excellent support box you may use with the Place Value Cards. The cards will be sorted and displayed to help the child visualize the appropriate placement and help the child understand the number system. Cards not included.  



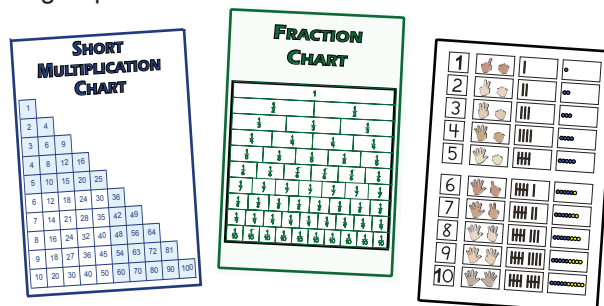
Base-10 Card Holder





The RightStart™ Math Base-10 Card Holder will help organize the Base-10 Cards for your child. Cards not included.  

Posters Set

Pre-printed posters to hang in a school or homeschool room to help enforce the concepts taught in the RightStart program. These posters measure 24 x 36 inches. Printed on poster paper. Can be purchased separately or in a group of three.



Small Posters Set

Laminated poster set of three - great for any setting. The set includes the Basic Number Chart poster, Fraction Chart poster and the Multiplication Chart poster. They will give the children a visual resource for each of three topics. Sizes are 8 x 11.5 inches each. Can be purchased separately or in a group of three.  

Tutoring & Supplements


Need tutoring materials? Are you a parent looking to supplement your child's current math program? Or a teacher looking for a new approach for your classroom?

We have manipulatives, games, and activities that will fit your needs!

RightStart™ Tutoring Number Sense Kit

This Kit includes: The *RightStart Tutoring Number Sense* book, AL Abacus, Place Value cards, Base-10 cards, Math Balance, and two card decks.

The RightStart Tutoring Number Sense manual is about the application and use of number sense — the understanding of numbers and the quantities they represent. Number sense provides order to math and provides a strong foundation needed for future math learning. It is intended for those who have a weak, incomplete, or non-existent understanding of number sense. The lessons will approach number sense with a new perspective that follows the RightStart Mathematics approach and philosophy. Lessons are practiced with card games.



RightStart™ Tutoring Fraction Kit

Everything you need to learn fractions in a fun and exciting way! RightStart™ Fraction Kit includes the *RightStart Tutoring Fractions Lessons* book, *Workbook*, cards, and two fraction charts.

Daily lessons start with the basics and advance to the complex while games allow the student to practice the lesson being taught. Great for all ages – from the young child who just can't quite understand how fractions could ever be fun to the seasoned student who needs a helping hand with their fractions.



RightStart™ Tutoring Money Games Kit

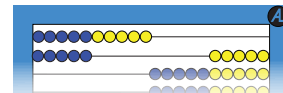
This kit includes the *RightStart Tutoring Money Card Games* book, a chapter from the *Math Card Games* book, and Money card deck. Canadian version also available. Everything you need to teach money to your student the RightStart™ way!



RightStart™ Tutoring Clock Games Kit

This kit includes the *RightStart Tutoring Clock Card Games* book, a chapter from the *Math Card Games* book, geared Mini-Clock, and Clock card deck. Everything you need to teach time to your student in a RightStart™ fun and interesting setting!





RightStart™ Tutoring Arithmetic Kit

Perfect for a student needing help with place value, addition, subtraction, multiplication, and division. *Activities for the AL Abacus: A Hands-On Approach to Arithmetic* book, AL Abacus Standard, and Place Value cards are included in this kit. *Worksheets for the AL Abacus* sold separately.



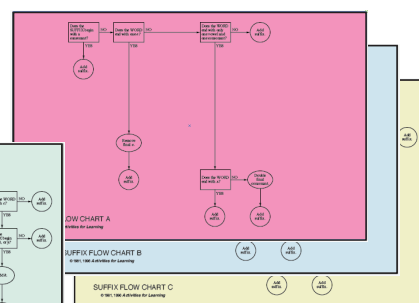
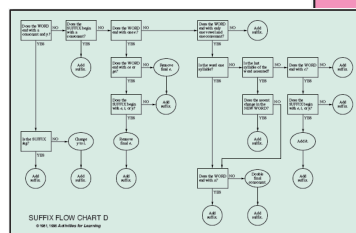
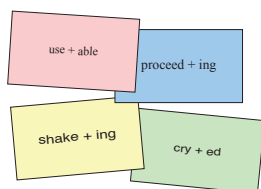
Yellow is the Sun Kit

Yellow is the Sun book introduces the basic numbers from one through ten with rhyme and song. Fingers, tally sticks, and the AL Abacus are incorporated in the story pages addressing all learning styles. Tally sticks are included so the child can practice making quantities. AL Abacus not included.



Premium Edition Suffix Flow Charts and Cards

An interesting use of flow charts to attach a suffix to a word. After answering the chart questions, the user will know how to attach suffixes correctly. No rules to memorize, however children readily remember the charts. Four charts advance from adding basic suffixes to the most complex suffixes. Cards show words before and after adding suffix.




Laminated Fraction Chart

These laminated fraction charts come in a set of two. One is kept whole while the other is to be cut apart to explore the individual fraction pieces and their relationships.



The Usborne Illustrated Dictionary of Math



This math dictionary is a great supplement for your intermediate level mathematician.

Deluxe Drawing Board

This Deluxe Drawing Board is a portable 16" x 21" aluminum straightedge with neoprene finger grips for comfort and control. Board has foldaway legs for standing as well as a handle for carrying the board. Straightedge is very easy to slide for ease of use.




Elementary Classroom

Mathematics is the fundamental force behind our technological and information age. The field of mathematics is doubling every seven years. Today, people need a good math foundation more than ever before. It is sad when a person does not pursue a desired career because of a lack of math knowledge. Let RightStart™ Mathematics help lay the foundation for your students and their future.


Manipulatives, such as an abacus or charts, enable children to build a mental model, necessary for concept formation. They are not to be regarded as crutches. In practice, children will refer to these manipulatives less and less and finally not at all. Each child needs to decide when they no longer need them. Sometimes just the security of having them nearby helps, even if they are not used. At the right time, a child will respond to the challenge of working without them.

Whether you are a public, charter, Montessori, or private school, we encourage you to contact us so that we can assist you in getting the right materials for each classroom, no matter what the size or situation. We also have a wide range of professional development options for your teachers and support for your parents.




Objectives for Pre-Kindergarten:

- Introduces quantities grouped in fives and tens
- Builds a firm foundation with number sense using the AL Abacus
- Gentle introduction to writing numbers
- Learn addition and subtraction facts to 10
- Reinforce what is learned through card games




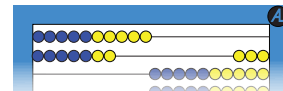
Objectives for Kindergarten:

- Introduces quantities grouped in fives and tens
- Builds a firm foundation with number sense through quantity recognition and visualization strategies using the AL Abacus
- Introduction to writing numbers
- Learn addition and subtraction facts to 10
- Place value to the hundreds
- Problem solving emphasized throughout
- Time to the half hour
- Value of penny, nickel, and dime
- Measurement in centimeters and inches
- Basic geometry
- Gentle introduction to simple fractions
- Reinforce what is learned through card games




Objectives for First Grade:

- Continues to build a strong foundation with number sense
- Builds on quantity recognition and visualization strategies using the AL Abacus
- Learn addition and subtraction facts with mental strategies
- Adding 2-digit numbers mentally
- Place value to the thousands
- Master adding 4-digit numbers
- Problem solving is emphasized
- Time to the five minutes
- Know the name and value of penny, nickel, dime, and quarter
- Measurement in centimeters and inches to one half
- Geometry
- Simple fractions
- Reinforce what is learned through card games




Objectives for Second Grade:

- Build on addition and subtraction facts with visual strategies
- 2-digit mental addition and subtraction calculations
- Master 4-digit addition and subtraction
- Introduction to multiplication facts
- Problems are solved in more than one way
- Time to the minute
- Basic fractions
- Value of money and related problem solving
- Students will work with drawing tools to explore geometric shapes and angles on paper
- Find area and perimeter in customary and metric systems
- Reinforce what is learned through card games




Objectives for Third Grade:

- Multiplication facts are mastered
- Multiplication of a 4-digit number by a single digit
- Work with numbers to one million
- Division facts are mastered
- Addition of simple fractions
- Linear and square units in both US customary and metric systems
- Explore area, angles, and geometric shapes using a drawing board and tools
- Rounding and numbers to the millions are addressed
- Time to the minute, elapsed time problems, and money problems are discussed
- Problem-solving is emphasized throughout
- Reinforce what is learned through card games



Objectives for Fourth Grade:

- Multiplication of a multi-digit by a 2-digit number
- Short division of a multi-digit number by a single digit
- Mixed and improper fraction addition and subtraction
- Factoring into primes
- Introduction to decimals and percents
- Multiple approaches to problem solving
- Classification of triangles and polygons
- Measurement: linear, area, and angles
- Makes line plots and interprets data
- Solving simple algebraic equations
- Reinforce what is learned through card games



Objectives for Fifth Grade:

- Multiplication and division of fractions
- Works with mixed fractions with unlike denominators
- Multiplication and division of decimals
- Understands and uses percentages
- Works with exponents
- Uses factoring for short division and solves long division problems using a two-digit divisor
- Calculates probability and makes line plots
- Uses negative numbers with a coordinate system
- Introduction to dimensional analysis
- Multiple approaches to multi-step problem solving
- Reinforce what is learned through card games

Middle School Mathematics

Understanding mathematics is of prime importance. Since the vast majority of middle school students are visual learners, approaching mathematics through geometry gives the student an excellent way to understand and remember concepts. The hands-on activities often create deeper learning. For example, to find the area of a triangle, the student must first construct the altitude and then measure it. Much of the work is done with a drawing board, T-square, 30-60 triangle, 45 triangle, a template for circles, and goniometer (device for measuring angles). This program incorporates other branches of mathematics, including arithmetic, algebra, and trigonometry. Some lessons have an art flavor, for example, constructing Gothic arches. Other lessons have a scientific background, sine waves, and angles of incidence and reflection; or a technological background, creating a design for car wheels. Still other lessons are purely mathematical, Napoleon's theorem and Archimedes' stomaion. The history of mathematics is woven throughout the lessons. Several recent discoveries are discussed to give the student the perspective that mathematics is a growing discipline.

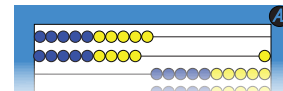
This Middle School curriculum was written with several goals for the student:

- to use mathematics previously learned,
- to learn to read math texts,
- to lay a good foundation for more advanced mathematics,
- to discover mathematics everywhere, and
- to enjoy mathematics.

Middle School concepts:

- Hands-on visual approach using drawing tools
- Students read the text and make their own dictionaries
- Work with multiplication, division, fractions, and decimals are embedded throughout the lessons
- Students explore area, ratios, angles, Pythagorean theorem, and square roots
- Circles, pi, arcs, along with reflections, rotations, and symmetry are taught
- Volume, tessellations, fractals, ratios, angles, and other geometry concepts are explored
- Trigonometry is introduced along with platonic solids, 3-dimensional figures, surface area, patterning, and plane symmetry
- Connections between various aspects and branches of mathematics are explored
- Algebraic concepts are introduced
- More advanced topics are gradually introduced
- Arithmetic is reinforced through card games






More classroom materials can be found on pages 10-13 of this catalog. All supplies can be ordered to meet the needs of any size classroom. Call 1-888-775-6284 for help with your order.

RightStart™ Mathematics Classroom AL Abacus

This large wooden abacus, with one-inch beads, measures 23" x 24" (58 cm x 60 cm). This AL Abacus has one hundred beads grouped in 5s and 10s to encourage quantity recognition and visual perception. On one side, children can perform basic operations through division and learn strategies for mastering the facts. On the reverse, trading is emphasized.

Great for classrooms or children with special needs.




Math Card Games, 5th Edition

Math Card Games book by Joan A. Cotter, Ph.D., includes more than 300 math games.

Chapters include: Number Sense, Addition, Subtraction, Clocks, Money, Multiplication, Division, and Fractions.

Spanish, Canadian, Euro, UK, Australian, and New Zealand versions also available.

These games can be used with any math curriculum and for remedial work.



RightStart™ Mathematics Card Decks

These six special card decks are needed to play the math card games. All decks are sold separately to allow for tailoring to your classroom setting.


Basic Cards: 132 cards numbered 0 to 10.

Multiplication Cards: 100 cards corresponding to numbers in the multiplication table from 1×1 to 10×10 .

Fraction Cards: 75 cards have 20 different fractions plus 20 percentage cards.

Money Cards: 50 cards. Canadian version also available.

Clock Cards: Two identical sets of 24 cards comprised of numbers from 1 to 12 and from :00 to :55.

Corner™ Cards: 50 cards, no two alike. 





RightStart™ Math Card Games Kit

Children have fun while learning concepts and mastering the math facts. These math card games approach math in a fun non-stressful setting. They also become the application for the newly learned information!

Everything needed to play more than 300 math games: *Math Card Games* book by Joan A. Cotter, Ph.D., six special decks of cards, two laminated fraction charts, and an AL Abacus. Includes chapters on Number Sense, Addition, Subtraction, Clocks, Money, Multiplication, Division, and Fractions. Spanish, Canadian, Euro, UK, Australian, and New Zealand versions also available.

These games can be used with any math curriculum. Also excellent for remedial work.



ABOUT THE PROGRAM DEVELOPER

Dr. Joan A. Cotter holds a bachelor's degree in electrical engineering from the University of Wisconsin-Madison, an AMI Montessori diploma for ages 3-6, a master's degree in curriculum and instruction from the University of St. Thomas (formerly College of St. Thomas), and a Ph.D. in mathematics education from the University of Minnesota. Dr. Cotter designed the double-sided AL Abacus and wrote the RightStart™ Mathematics series. She continues to write and present at national and international conferences.

Our Return Policy:

We will refund your purchase, excluding shipping, if returned within 60 days from the date of sale.

Returned items must be in salable condition or discount will be applied.

Activities for Learning, Inc. • 321 Hill Street • Hazelton ND 58544 • USA

For questions or to place an order, call 888-775-6284 or email info@RightStartMath.com

RightStartMath.com

Our Mission: Helping children understand, apply, and enjoy mathematics.